

CANADA SENSORS TECHNOLOGY INC.



Manufacturer of Advanced Technology Pressure & Level Transmitters

CRN Approval, ISO 9001:2015 Certified



PRESSURE TRANSMITTER – PROCESS 1

HART™ Enabled Intrinsically Safe Model, HART™ Enabled General Purpose Model or
Modbus RTU Intrinsically Safe Model

Canada Sensors *intelligent* transmitters bring the latest technology to the pressure transmitter & related instrumentation market-place with self-diagnostic features which will maintain consistent accuracy throughout temperature and pressure scales.

FEATURES

- ✓ HART™ Protocol or Modbus RTU
- ✓ Intrinsically Safe – HazLoc Zone 0
- ✓ On-board Barometric Sensor
- ✓ Eliminate Output Drift
- ✓ Self-Adjusting Real Time Data
- ✓ Real Time Temperature Compensation
- ✓ On-board RTD
- ✓ Pressure Ranges up to 10,000 PSI
- ✓ Characterized Sensor Head
- ✓ Monolithic Block Sensor Head >100 million cycles
- ✓ Full Scale Accuracy 0.075%
- ✓ RoHS Compliant
- ✓ 3 Year Conditional Warranty

TECHNICAL DATA

HART™ Enabled or Modbus RTU

Two Wire 4-20 mA Output Pressure Transmitter / Four Wire Modbus RTU Protocol

Process 1 Pressure Transmitters are scaled & digitally mapped to temperatures from -40C to + 95C

Temperature compensation, through a mathematical formula, will occur at multiple levels throughout the range of the pressure transmitter offering highly accurate information.

The Process 1 transmitter has an on-board barometric calibration chip. This is a self-zeroing and self-adjusting feature with zero drift at any altitude or day or night. The transmitter does not require any external adjustments.

Highly accurate and repeatable 0.075% (or better) full scale accuracy

Intrinsically Safe - HazLoc Zone 0

Ingress Protection is minimum IP67

Operating pressure ranges from -30"Hg vacuum to 10,000 PSI

Digitally mapped error correction throughout the pressure range


Individually characterized sensor head - Two versions - 316SS silicone oil filled sensor or machined one piece monolithic block sensor head with no internal o-rings or seals which are single seal compliant to ANSI/ISA-12.27.01.2003

Corrosion Inhibiting feature is standard on the Process 1 model. This PTFE corrosion protection protects from ambient conditions such as UV rays, humidity, sand, sea-spray, hydrogen sulfide environments, and most chemicals.

PTFE coating on the process connection provides protection from thread galling and corrosive media

Multiple Electrical Connectors & Housings Available

Multiple Process Connection Materials & Connection Threads Available



Contact Us:

Canada Sensors Technology Inc.

10 – 328 Wale Road
Victoria, BC V9B 0J6
Canada
250-588-8085

sales@canadasensors.com
www.canadasensors.com

**Manufacturer of Advanced Technology
Level and Pressure Transmitters**

Additional Features: Powder Coated Canister
Engraved Product Information
Laser Welded
3 Year Conditional Warranty (Serial Number Traceability)

Advanced Technology ... Improving Business

Smart THROUGH and THROUGH

This transmitter packs a powerful punch

No drift. No set-up. It just works.

MISSION STATEMENT

Canada Sensors Technology Inc. strives to build a mutually positive and beneficial relationship with our customers, ensuring their long-term success, through the understanding of their needs and the needs of their customers.

We will listen to our customers and constantly improve our technologies as our customers' needs change with time.

Canada Sensors Technology Inc. is committed to providing the highest level of product quality and customer service. Canada Sensors Technology Inc. is ISO 9001:2015 certified.

Technical Specifications - Process 1

Performance

| | |
|------------------------|----------------------------|
| Accuracy: | 0.075% Full Scale Output |
| Stability: | < 0.075% Full Scale Output |
| Temperature Range: | -40C to +95C Calibrated |
| Temperature Accuracy: | < 0.075% Full Scale Output |
| Pressure Cycles: | > 100 Million |
| Over Range Protection: | 2 x Full Scale Output |
| Burst Pressure: | 5 x Full Scale Output |

NOTE: Over Range Protection and Burst Pressure shall be reduced to 1.5 x Full Scale Output for pressures exceeding 10,000 PSI due to thread limitations

Electrical Data

| | |
|------------------------------------|--|
| Excitation: | 14-33 VDC (product accessories may alter excitation values) |
| Comms: | HART Protocol or Modbus RTU |
| Current Consumption: | 3.6 mA |
| Zero Offset: | 4 mA |
| Span Tolerance: | Range or Sensor with Turndown |
| Output Load: | 500 OHMS |
| Barometric Chip: | Monitoring Range 88KPA (12.76 PSI) to 108 KPA (15.7 PSI) |
| RTD Temperature: | On Board 100 ohm Platinum |
| Intrinsically Safe - HazLoc Zone 0 | |

NOTE: An Ex Barrier is required for any connections that cross the boundary from an Ordinary Location (Non-Classified/Non-Hazardous) to a Classified (Hazardous) location

Environmental Data

Temperature

| | |
|------------|--|
| Operating: | -40C to +95C (product accessories may alter temperature ratings) |
| Storage: | -55C to +125C |

Thermal Limits

| | |
|--------------------|---------------------------------|
| Compensated Range: | -40C to +95C |
| Temp Comp Zero: | 0.075% Full Scale Output @ +95C |
| Temp Comp Span: | 0.075% Full Scale Output @ +95C |

Physical Data

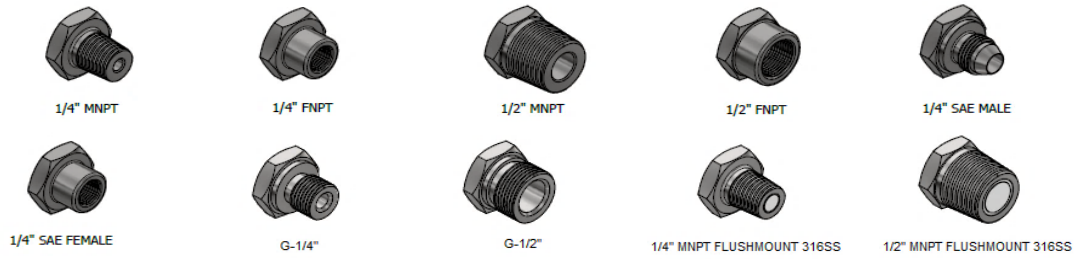
| | |
|--|--|
| Sensor: | PFAC-8 Treatment is standard on all Monolithic Block 17-4phSS, 316SS, Inconel-718, Titanium, Hastalloy-276 |
| Vibration: | 25gRMS from 20Hz to 2000Hz |
| Shock: | 100g , half sine, 11mSec. |
| Sensor: | PFAC-8 Treatment is standard on all Silicone Oil Filled 17-4phSS, 316SS, Inconel-718, Titanium, Hastalloy-276 |
| Vibration: | 25gRMS from 20Hz to 2000Hz |
| Shock: | 100g , half sine, 11mSec. |
| NOTE: Silicone Oil Filled Sensors are a factory option for low pressure | |
| Process Connection: | 1/4" MNPT; 1/4" FNPT; 1/2" MNPT; 1/2" FNPT; 1/4" SAE-Male; 1/4" SAE-Female; G-1/4"; G-1/2"; 1/4" MNPT Flushmount 316SS; 1/2" MNPT Flushmount 316SS |
| NOTE: ANSI Regulations dictate that NPT Thread should not to exceed 8,000 PSI @ +125C | |
| Electrical Connection: | 316SS Weld-on: 6 Pin 90 Degree Military Connector; 1/2" MNPT Solid Conduit; 1/2" MNPT Positional Swivel Conduit; or w/ Aluminum XP Heads; Bendix Twist Connector 6 Pin (PTIH-10-6P); M12 |

NOTE: 316SS Wetted Parts are the minimum requirement for NACE compliance

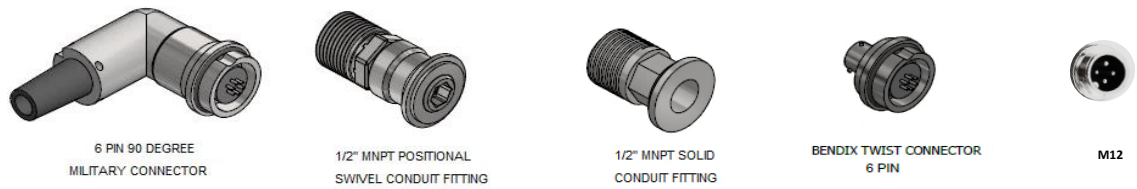
Product Weights:

| | OZ | LBS | KG |
|--|-----------|------------|-----------|
| Process 1 w/ 316SS Weld-on 6 Pin 90 Degree Military Connector | 17.5 | 1.1 | 0.50 |
| Process 1 w/ 316SS Weld-on x 1/2 MNPT Positional Swivel Conduit Fitting (2 ft Flying Lead) | 25.5 | 1.6 | 0.72 |
| Process 1 w/ 316SS Weld-on 1/2" MNPT Solid Conduit Fitting (2 ft Flying Lead); Bendix Twist Connector 6 Pin (PTIH-10-6P); M12 | 23.5 | 1.5 | 0.67 |
| Process 1 w/ Aluminum XP Head (1/2" FNPT x 3) - 316SS Weld-on 1/2" MNPT Positional Swivel Conduit Fitting - Blank - No Window | 60.5 | 3.8 | 1.72 |
| Process 1 w/ Aluminum XP Head (1/2" FNPT x 3) - 316SS Weld-on 1/2" MNPT Solid Conduit Fitting - Blank - No Window | 58.5 | 3.7 | 1.66 |
| Process 1 w/ Aluminum XP Head (1/2" FNPT x 3) - 316SS Weld-on 1/2" MNPT Positional Swivel Conduit Fitting w/ 3 1/2 + Digits LCD Loop Powered Display | 73.5 | 4.6 | 2.08 |
| Process 1 w/ Aluminum XP Head (1/2" FNPT x 3) - 316SS Weld-on 1/2" MNPT Solid Conduit Fitting w/ 3 1/2 + Digits LCD Loop Powered Display | 71.5 | 4.5 | 2.03 |
| Process 1 w/ Aluminum XP Head (1/2" FNPT x 3) - 316SS Weld-on 1/2" MNPT Positional Swivel Conduit Fitting w/ 5 Digits LCD Loop Powered Display | 113.5 | 7.1 | 3.22 |
| Process 1 w/ Aluminum XP Head (1/2" FNPT x 3) - 316SS Weld-on 1/2" MNPT Solid Conduit Fitting w/ 5 Digits LCD Loop Powered Display | 111.5 | 7.0 | 3.16 |

Process Connections:



Electrical Connections:



Product Accessories:

- Aluminum XP Head (1/2" FNPT x 3) - 316SS Weld-on 1/2" MNPT Positional Swivel Conduit Fitting - Blank - No Window
- Aluminum XP Head (1/2" FNPT x 3) - 316SS Weld-on 1/2" MNPT Solid Conduit Fitting - Blank - No Window
- Aluminum XP Head (1/2" FNPT x 3) - 316SS Weld-on 1/2" MNPT Positional Swivel Conduit Fitting w/ 3 1/2 + Digits LCD Loop Powered Display
- Aluminum XP Head (1/2" FNPT x 3) - 316SS Weld-on 1/2" MNPT Solid Conduit Fitting w/ 3 1/2 + Digits LCD Loop Powered Display
- Aluminum XP Head (1/2" FNPT x 3) - 316SS Weld-on 1/2" MNPT Positional Swivel Conduit Fitting w/ 5 Digits LCD Loop Powered Display
- Aluminum XP Head (1/2" FNPT x 3) - 316SS Weld-on 1/2" MNPT Solid Conduit Fitting w/ 5 Digits LCD Loop Powered Display



Product Nomenclature

MODEL: Pressure Transmitter - Process 1

PN Example: A-B-C-D-E-F-G-H-I-J

01-01-01-01-025-02-02-08-01-01:

Process 1 Transmitter, 4-20 mA, HART Enabled, Gauge (PSIG), 0 - 1500 PSI, 1/4" FNPT, 316SS Wetted Parts, 316SS Weld-on 1/2" MNPT Solid Conduit Fitting with 4 ft Flying Lead, PTFE Treated, 0.075% Accuracy

| | A | B | C | D | E | F | G | H | I | J |
|--------------------------------|---|---|---|---|---|---|---|---|---|---|
| Model | | | | | | | | | | |
| 01 | - | Process 1 | | | | | | | | |
| Output | | | | | | | | | | |
| 01 | - | 4-20 mA | | | | | | | | |
| 04 | - | RS485 - ModBus | | | | | | | | |
| Calibration Adjustment | | | | | | | | | | |
| 01 | - | HART Enabled | | | | | | | | |
| 04 | - | ModBus RTU | | | | | | | | |
| Pressure Reference | | | | | | | | | | |
| 01 | - | Gauge (PSIG) | | | | | | | | |
| Pressure Range | | | | | | | | | | |
| 001 | - | -30"Hg Vac - 0 PSI | | | | | | | | |
| 002 | - | -30"Hg Vac x 15 PSI | | | | | | | | |
| 003 | - | -30"Hg Vac x 30 PSI | | | | | | | | |
| 004 | - | -30"Hg Vac x 60 PSI | | | | | | | | |
| 005 | - | -30"Hg Vac x 100 PSI | | | | | | | | |
| 006 | - | -30"Hg Vac x 150 PSI | | | | | | | | |
| 007 | - | -30"Hg Vac x 200 PSI | | | | | | | | |
| 008 | - | -30"Hg Vac x 300 PSI | | | | | | | | |
| 009 | - | -30"Hg Vac x 600 PSI | | | | | | | | |
| 010 | - | 0 - 2 PSI | | | | | | | | |
| 011 | - | 0 - 5 PSI | | | | | | | | |
| 012 | - | 0 - 10 PSI | | | | | | | | |
| 013 | - | 0 - 15 PSI | | | | | | | | |
| 014 | - | 0 - 30 PSI | | | | | | | | |
| 015 | - | 0 - 60 PSI | | | | | | | | |
| 016 | - | 0 - 100 PSI | | | | | | | | |
| 017 | - | 0 - 150 PSI | | | | | | | | |
| 018 | - | 0 - 200 PSI | | | | | | | | |
| 019 | - | 0 - 300 PSI | | | | | | | | |
| 020 | - | 0 - 400 PSI | | | | | | | | |
| 021 | - | 0 - 500 PSI | | | | | | | | |
| 022 | - | 0 - 600 PSI | | | | | | | | |
| 023 | - | 0 - 750 PSI | | | | | | | | |
| 024 | - | 0 - 1000 PSI | | | | | | | | |
| 025 | - | 0 - 1500 PSI | | | | | | | | |
| 026 | - | 0 - 2000 PSI | | | | | | | | |
| 027 | - | 0 - 3000 PSI | | | | | | | | |
| 028 | - | 0 - 4000 PSI | | | | | | | | |
| 029 | - | 0 - 5000 PSI | | | | | | | | |
| 030 | - | 0 - 6000 PSI | | | | | | | | |
| 031 | - | 0 - 7500 PSI | | | | | | | | |
| 032 | - | 0 - 10000 PSI | | | | | | | | |
| Process Connection | | | | | | | | | | |
| 01 | - | 1/4" MNPT (Maximum Pressure 10,000 PSI) | | | | | | | | |
| 02 | - | 1/4" FNPT (Maximum Pressure 10,000 PSI) | | | | | | | | |
| 03 | - | 1/2" MNPT (Maximum Pressure 10,000 PSI) | | | | | | | | |
| 04 | - | 1/2" FNPT (Maximum Pressure 10,000 PSI) | | | | | | | | |
| 05 | - | 1/4" SAE-Male (Maximum Pressure 10,000 PSI) | | | | | | | | |
| 06 | - | 1/4" SAE-Female (Maximum Pressure 10,000 PSI) | | | | | | | | |
| 07 | - | G-1/4" (Maximum Pressure 5,000 PSI) | | | | | | | | |
| 08 | - | G-1/2" (Maximum Pressure 5,000 PSI) | | | | | | | | |
| 11 | - | 1/2" MNPT Flushmount 316SS (Maximum Pressure 5,000 PSI) | | | | | | | | |
| 12 | - | 1/2" MNPT Flushmount 316SS (Maximum Pressure 5,000 PSI) | | | | | | | | |
| Wetted Parts | | | | | | | | | | |
| 01 | - | 17-4phSS | | | | | | | | |
| 02 | - | 316SS | | | | | | | | |
| 03 | - | Inconel-718 | | | | | | | | |
| 04 | - | Titanium | | | | | | | | |
| 05 | - | Hastelloy-276 | | | | | | | | |
| Electrical Connection | | | | | | | | | | |
| 01 | - | 316SS Weld-on 6 Pin 90 Degree Military Connector | | | | | | | | |
| 02 | - | 316SS Weld-on 1/2" MNPT Positional Swivel Conduit Fitting (2 ft Flying Lead) | | | | | | | | |
| 03 | - | 316SS Weld-on 1/2" MNPT Positional Swivel Conduit Fitting (4 ft Flying Lead) | | | | | | | | |
| 04 | - | 316SS Weld-on 1/2" MNPT Positional Swivel Conduit Fitting (6 ft Flying Lead) | | | | | | | | |
| 05 | - | 316SS Weld-on 1/2" MNPT Positional Swivel Conduit Fitting (10 ft Flying Lead) | | | | | | | | |
| 07 | - | 316SS Weld-on 1/2" MNPT Solid Conduit Fitting (2 ft Flying Lead) | | | | | | | | |
| 08 | - | 316SS Weld-on 1/2" MNPT Solid Conduit Fitting (4 ft Flying Lead) | | | | | | | | |
| 09 | - | 316SS Weld-on 1/2" MNPT Solid Conduit Fitting (6 ft Flying Lead) | | | | | | | | |
| 10 | - | 316SS Weld-on 1/2" MNPT Solid Conduit Fitting (10 ft Flying Lead) | | | | | | | | |
| 31 | - | 316SS Weld-on Bendix 6-Pin | | | | | | | | |
| 32 | - | 316SS Weld-on M12 | | | | | | | | |
| 34 | - | Aluminum XP Head (1/2" FNPT x 3) - 316SS Weld-on 1/2" MNPT Positional Swivel Conduit Fitting - Blank - No Window | | | | | | | | |
| 35 | - | Aluminum XP Head (1/2" FNPT x 3) - 316SS Weld-on 1/2" MNPT Solid Conduit Fitting - Blank - No Window | | | | | | | | |
| 37 | - | Aluminum XP Head (1/2" FNPT x 3) - 316SS Weld-on 1/2" MNPT Positional Swivel Conduit Fitting w/ 3 1/2 + Digits LCD Loop Powered Display | | | | | | | | |
| 38 | - | Aluminum XP Head (1/2" FNPT x 3) - 316SS Weld-on 1/2" MNPT Solid Conduit Fitting w/ 3 1/2 + Digits LCD Loop Powered Display | | | | | | | | |
| 40 | - | Aluminum XP Head (1/2" FNPT x 3) - 316SS Weld-on 1/2" MNPT Positional Swivel Conduit Fitting w/ 5 Digits LCD Loop Powered Display | | | | | | | | |
| 41 | - | Aluminum XP Head (1/2" FNPT x 3) - 316SS Weld-on 1/2" MNPT Solid Conduit Fitting w/ 5 Digits LCD Loop Powered Display | | | | | | | | |
| Environmental Treatment | | | | | | | | | | |
| 01 | - | PTFE Treatment | | | | | | | | |
| 04 | - | DLC (Diamond Like Coating) | | | | | | | | |
| Accuracy | | | | | | | | | | |
| 01 | - | 0.075 % | | | | | | | | |

E: Alternate Pressure Range Units

kPa

| | | | |
|-----|-----------|---|-----------------|
| kPa | 001 - kPa | - | -100 x 0 kPa |
| kPa | 002 - kPa | - | -100 x 100 kPa |
| kPa | 003 - kPa | - | -100 x 200 kPa |
| kPa | 004 - kPa | - | -100 x 400 kPa |
| kPa | 005 - kPa | - | -100 x 700 kPa |
| kPa | 006 - kPa | - | -100 x 1000 kPa |
| kPa | 007 - kPa | - | -100 x 1400 kPa |
| kPa | 008 - kPa | - | -100 x 2000 kPa |
| kPa | 009 - kPa | - | -100 x 4000 kPa |
| kPa | 010 - kPa | - | 0 - 15 kPa |
| kPa | 011 - kPa | - | 0 - 35 kPa |
| kPa | 012 - kPa | - | 0 - 70 kPa |
| kPa | 013 - kPa | - | 0 - 100 kPa |
| kPa | 014 - kPa | - | 0 - 200 kPa |
| kPa | 015 - kPa | - | 0 - 400 kPa |
| kPa | 016 - kPa | - | 0 - 700 kPa |
| kPa | 017 - kPa | - | 0 - 1000 kPa |
| kPa | 018 - kPa | - | 0 - 1400 kPa |
| kPa | 019 - kPa | - | 0 - 2000 kPa |
| kPa | 020 - kPa | - | 0 - 2800 kPa |
| kPa | 021 - kPa | - | 0 - 3500 kPa |
| kPa | 022 - kPa | - | 0 - 4000 kPa |
| kPa | 023 - kPa | - | 0 - 5000 kPa |
| kPa | 024 - kPa | - | 0 - 7000 kPa |
| kPa | 025 - kPa | - | 0 - 10000 kPa |
| kPa | 026 - kPa | - | 0 - 14000 kPa |
| kPa | 027 - kPa | - | 0 - 20000 kPa |
| kPa | 028 - kPa | - | 0 - 28000 kPa |
| kPa | 029 - kPa | - | 0 - 35000 kPa |
| kPa | 030 - kPa | - | 0 - 40000 kPa |
| kPa | 031 - kPa | - | 0 - 50000 kPa |
| kPa | 032 - kPa | - | 0 - 70000 kPa |

mBar

| | | | |
|------|------------|---|--------------------|
| mBar | 001 - mBar | - | -1000 x 0 mBar |
| mBar | 002 - mBar | - | -1000 x 1000 mBar |
| mBar | 003 - mBar | - | -1000 x 2000 mBar |
| mBar | 004 - mBar | - | -1000 x 4000 mBar |
| mBar | 005 - mBar | - | -1000 x 7000 mBar |
| mBar | 006 - mBar | - | -1000 x 10000 mBar |
| mBar | 007 - mBar | - | -1000 x 14000 mBar |
| mBar | 008 - mBar | - | -1000 x 20000 mBar |
| mBar | 009 - mBar | - | -1000 x 40000 mBar |
| mBar | 010 - mBar | - | 0 - 150 mBar |
| mBar | 011 - mBar | - | 0 - 350 mBar |
| mBar | 012 - mBar | - | 0 - 700 mBar |
| mBar | 013 - mBar | - | 0 - 1000 mBar |
| mBar | 014 - mBar | - | 0 - 2000 mBar |
| mBar | 015 - mBar | - | 0 - 4000 mBar |
| mBar | 016 - mBar | - | 0 - 7000 mBar |
| mBar | 017 - mBar | - | 0 - 10000 mBar |
| mBar | 018 - mBar | - | 0 - 14000 mBar |
| mBar | 019 - mBar | - | 0 - 20000 mBar |
| mBar | 020 - mBar | - | 0 - 28000 mBar |
| mBar | 021 - mBar | - | 0 - 35000 mBar |
| mBar | 022 - mBar | - | 0 - 40000 mBar |
| mBar | 023 - mBar | - | 0 - 50000 mBar |
| mBar | 024 - mBar | - | 0 - 70000 mBar |
| mBar | 025 - mBar | - | 0 - 100000 mBar |
| mBar | 026 - mBar | - | 0 - 140000 mBar |
| mBar | 027 - mBar | - | 0 - 200000 mBar |
| mBar | 028 - mBar | - | 0 - 275000 mBar |
| mBar | 029 - mBar | - | 0 - 350000 mBar |
| mBar | 030 - mBar | - | 0 - 400000 mBar |
| mBar | 031 - mBar | - | 0 - 500000 mBar |
| mBar | 032 - mBar | - | 0 - 700000 mBar |

| | | |
|----------------------------------|---------------------------|--|
| mm Hg | | |
| mm Hg | 001 - mm Hg | -1500 x 0 mm Hg |
| mm Hg | 002 - mm Hg | -1500 x 800 mm Hg |
| mm Hg | 003 - mm Hg | -1500 x 1500 mm Hg |
| mm Hg | 004 - mm Hg | -1500 x 3000 mm Hg |
| mm Hg | 005 - mm Hg | -1500 x 5000 mm Hg |
| mm Hg | 006 - mm Hg | -1500 x 8000 mm Hg |
| mm Hg | 007 - mm Hg | -1500 x10000 mm Hg |
| mm Hg | 008 - mm Hg | -1500 x 15000 mm Hg |
| mm Hg | 009 - mm Hg | -1500 x 30000 mm Hg |
| mm Hg | 010 - mm Hg | 0 - 100 mm Hg |
| mm Hg | 011 - mm Hg | 0 - 250 mm Hg |
| mm Hg | 012 - mm Hg | 0 - 500 mm Hg |
| mm Hg | 013 - mm Hg | 0 - 800 mm Hg |
| mm Hg | 014 - mm Hg | 0 - 1500 mm Hg |
| mm Hg | 015 - mm Hg | 0 - 3000 mm Hg |
| mm Hg | 016 - mm Hg | 0 - 5000 mm Hg |
| mm Hg | 017 - mm Hg | 0 - 8000 mm Hg |
| mm Hg | 018 - mm Hg | 0 - 10000 mm Hg |
| mm Hg | 019 - mm Hg | 0 - 15000 mm Hg |
| mm Hg | 020 - mm Hg | 0 - 20000 mm Hg |
| mm Hg | 021 - mm Hg | 0 - 25000 mm Hg |
| mm Hg | 022 - mm Hg | 0 - 30000 mm Hg |
| mm Hg | 023 - mm Hg | 0 - 40000 mm Hg |
| mm Hg | 024 - mm Hg | 0 - 50000 mm Hg |
| mm Hg | 025 - mm Hg | 0 - 80000 mm Hg |
| mm Hg | 026 - mm Hg | 0 - 100000 mm Hg |
| mm Hg | 027 - mm Hg | 0 - 150000 mm Hg |
| mm Hg | 028 - mm Hg | 0 - 200000 mm Hg |
| mm Hg | 029 - mm Hg | 0 - 250000 mm Hg |
| mm Hg | 030 - mm Hg | 0 - 300000 mm Hg |
| mm Hg | 031 - mm Hg | 0 - 400000 mm Hg |
| mm Hg | 032 - mm Hg | 0 - 500000 mm Hg |
| in H₂O (60° F) | | |
| in H ₂ O (60° F) | 001 - in H ₂ O | -400 x 0 in H ₂ O (60° F) |
| in H ₂ O (60° F) | 002 - in H ₂ O | -400 x 400 in H ₂ O (60° F) |
| in H ₂ O (60° F) | 003 - in H ₂ O | -400 x 800 in H ₂ O (60° F) |
| in H ₂ O (60° F) | 004 - in H ₂ O | -400 x 1500 in H ₂ O (60° F) |
| in H ₂ O (60° F) | 005 - in H ₂ O | -400 x 3000 in H ₂ O (60° F) |
| in H ₂ O (60° F) | 006 - in H ₂ O | -400 x 4000 in H ₂ O (60° F) |
| in H ₂ O (60° F) | 007 - in H ₂ O | -400 x 5000 in H ₂ O (60° F) |
| in H ₂ O (60° F) | 008 - in H ₂ O | -400 x 8000 in H ₂ O (60° F) |
| in H ₂ O (60° F) | 009 - in H ₂ O | -400 x 16500 in H ₂ O (60° F) |
| in H ₂ O (60° F) | 010 - in H ₂ O | 0 - 60 H ₂ O (60° F) |
| in H ₂ O (60° F) | 011 - in H ₂ O | 0 - 150 in H ₂ O (60° F) |
| in H ₂ O (60° F) | 012 - in H ₂ O | 0 - 300 in H ₂ O (60° F) |
| in H ₂ O (60° F) | 013 - in H ₂ O | 0 - 400 in H ₂ O (60° F) |
| in H ₂ O (60° F) | 014 - in H ₂ O | 0 - 800 in H ₂ O (60° F) |
| in H ₂ O (60° F) | 015 - in H ₂ O | 0 - 1500 in H ₂ O (60° F) |
| in H ₂ O (60° F) | 016 - in H ₂ O | 0 - 3000 in H ₂ O (60° F) |
| in H ₂ O (60° F) | 017 - in H ₂ O | 0 - 4000 in H ₂ O (60° F) |
| in H ₂ O (60° F) | 018 - in H ₂ O | 0 - 5000 in H ₂ O (60° F) |
| in H ₂ O (60° F) | 019 - in H ₂ O | 0 - 8000 in H ₂ O (60° F) |
| in H ₂ O (60° F) | 020 - in H ₂ O | 0 - 10000 in H ₂ O (60° F) |
| in H ₂ O (60° F) | 021 - in H ₂ O | 0 - 14000 in H ₂ O (60° F) |
| in H ₂ O (60° F) | 022 - in H ₂ O | 0 - 16000 in H ₂ O (60° F) |
| in H ₂ O (60° F) | 023 - in H ₂ O | 0 - 20000 in H ₂ O (60° F) |
| in H ₂ O (60° F) | 024 - in H ₂ O | 0 - 30000 in H ₂ O (60° F) |
| in H ₂ O (60° F) | 025 - in H ₂ O | 0 - 40000 in H ₂ O (60° F) |
| in H ₂ O (60° F) | 026 - in H ₂ O | 0 - 50000 in H ₂ O (60° F) |
| in H ₂ O (60° F) | 027 - in H ₂ O | 0 - 80000 in H ₂ O (60° F) |
| in H ₂ O (60° F) | 028 - in H ₂ O | 0 - 100000 in H ₂ O (60° F) |
| in H ₂ O (60° F) | 029 - in H ₂ O | 0 - 140000 in H ₂ O (60° F) |
| in H ₂ O (60° F) | 030 - in H ₂ O | 0 - 160000 in H ₂ O (60° F) |
| in H ₂ O (60° F) | 031 - in H ₂ O | 0 - 200000 in H ₂ O (60° F) |
| in H ₂ O (60° F) | 032 - in H ₂ O | 0 - 300000 in H ₂ O (60° F) |

| | | |
|---------------------------------|---------------------------|--|
| mm H₂O (4° C) | | |
| mm H ₂ O (4° C) | 001 - mm H ₂ O | - -10000 x 0 mm H ₂ O (4° C) |
| mm H ₂ O (4° C) | 002 - mm H ₂ O | - -10000 x 10000 mm H ₂ O (4° C) |
| mm H ₂ O (4° C) | 003 - mm H ₂ O | - -10000 x 20000 mm H ₂ O (4° C) |
| mm H ₂ O (4° C) | 004 - mm H ₂ O | - -10000 x 40000 mm H ₂ O (4° C) |
| mm H ₂ O (4° C) | 005 - mm H ₂ O | - -10000 x 70000 mm H ₂ O (4° C) |
| mm H ₂ O (4° C) | 006 - mm H ₂ O | - -10000 x 100000 mm H ₂ O (4° C) |
| mm H ₂ O (4° C) | 007 - mm H ₂ O | - -10000 x 140000 mm H ₂ O (4° C) |
| mm H ₂ O (4° C) | 008 - mm H ₂ O | - -10000 x 200000 mm H ₂ O (4° C) |
| mm H ₂ O (4° C) | 009 - mm H ₂ O | - -10000 x 400000 mm H ₂ O (4° C) |
| mm H ₂ O (4° C) | 010 - mm H ₂ O | - 0 - 1400 mm H ₂ O (4° C) |
| mm H ₂ O (4° C) | 011 - mm H ₂ O | - 0 - 3500 mm H ₂ O (4° C) |
| mm H ₂ O (4° C) | 012 - mm H ₂ O | - 0 - 7000 mm H ₂ O (4° C) |
| mm H ₂ O (4° C) | 013 - mm H ₂ O | - 0 - 10000 mm H ₂ O (4° C) |
| mm H ₂ O (4° C) | 014 - mm H ₂ O | - 0 - 20000 mm H ₂ O (4° C) |
| mm H ₂ O (4° C) | 015 - mm H ₂ O | - 0 - 40000 mm H ₂ O (4° C) |
| mm H ₂ O (4° C) | 016 - mm H ₂ O | - 0 - 70000 mm H ₂ O (4° C) |
| mm H ₂ O (4° C) | 017 - mm H ₂ O | - 0 - 100000 mm H ₂ O (4° C) |
| mm H ₂ O (4° C) | 018 - mm H ₂ O | - 0 - 140000 mm H ₂ O (4° C) |
| mm H ₂ O (4° C) | 019 - mm H ₂ O | - 0 - 200000 mm H ₂ O (4° C) |
| mm H ₂ O (4° C) | 020 - mm H ₂ O | - 0 - 300000 mm H ₂ O (4° C) |
| mm H ₂ O (4° C) | 021 - mm H ₂ O | - 0 - 350000 mm H ₂ O (4° C) |
| mm H ₂ O (4° C) | 022 - mm H ₂ O | - 0 - 400000 mm H ₂ O (4° C) |
| mm H ₂ O (4° C) | 023 - mm H ₂ O | - 0 - 500000 mm H ₂ O (4° C) |
| mm H ₂ O (4° C) | 024 - mm H ₂ O | - 0 - 700000 mm H ₂ O (4° C) |
| mm H ₂ O (4° C) | 025 - mm H ₂ O | - 0 - 1000000 mm H ₂ O (4° C) |
| mm H ₂ O (4° C) | 026 - mm H ₂ O | - 0 - 1400000 mm H ₂ O (4° C) |
| mm H ₂ O (4° C) | 027 - mm H ₂ O | - 0 - 2000000 mm H ₂ O (4° C) |
| mm H ₂ O (4° C) | 028 - mm H ₂ O | - 0 - 3000000 mm H ₂ O (4° C) |
| mm H ₂ O (4° C) | 029 - mm H ₂ O | - 0 - 3500000 mm H ₂ O (4° C) |
| mm H ₂ O (4° C) | 030 - mm H ₂ O | - 0 - 4000000 mm H ₂ O (4° C) |
| mm H ₂ O (4° C) | 031 - mm H ₂ O | - 0 - 5000000 mm H ₂ O (4° C) |
| mm H ₂ O (4° C) | 032 - mm H ₂ O | - 0 - 7000000 mm H ₂ O (4° C) |
| in Hg (32° F) | | |
| in Hg (32° F) | 001 - in Hg | - -30 x 0 in Hg (32° F) |
| in Hg (32° F) | 002 - in Hg | - -30 x 30 in Hg (32° F) |
| in Hg (32° F) | 003 - in Hg | - -30 x 6 0 in Hg (32° F) |
| in Hg (32° F) | 004 - in Hg | - -30 x 125 in Hg (32° F) |
| in Hg (32° F) | 005 - in Hg | - -30 x 200 in Hg (32° F) |
| in Hg (32° F) | 006 - in Hg | - -30 x 300 in Hg (32° F) |
| in Hg (32° F) | 007 - in Hg | - -30 x 400 in Hg (32° F) |
| in Hg (32° F) | 008 - in Hg | - -30 x 600 in Hg (32° F) |
| in Hg (32° F) | 009 - in Hg | - -30 x 1200 in Hg (32° F) |
| in Hg (32° F) | 010 - in Hg | - 0 - 5 in Hg (32° F) |
| in Hg (32° F) | 011 - in Hg | - 0 - 10 in Hg (32° F) |
| in Hg (32° F) | 012 - in Hg | - 0 - 20 in Hg (32° F) |
| in Hg (32° F) | 013 - in Hg | - 0 - 30 in Hg (32° F) |
| in Hg (32° F) | 014 - in Hg | - 0 - 60 in Hg (32° F) |
| in Hg (32° F) | 015 - in Hg | - 0 - 125 in Hg (32° F) |
| in Hg (32° F) | 016 - in Hg | - 0 - 200 in Hg (32° F) |
| in Hg (32° F) | 017 - in Hg | - 0 - 300 in Hg (32° F) |
| in Hg (32° F) | 018 - in Hg | - 0 - 400 in Hg (32° F) |
| in Hg (32° F) | 019 - in Hg | - 0 - 600 in Hg (32° F) |
| in Hg (32° F) | 020 - in Hg | - 0 - 800 in Hg (32° F) |
| in Hg (32° F) | 021 - in Hg | - 0 - 1000 in Hg (32° F) |
| in Hg (32° F) | 022 - in Hg | - 0 - 1200 in Hg (32° F) |
| in Hg (32° F) | 023 - in Hg | - 0 - 1500 in Hg (32° F) |
| in Hg (32° F) | 024 - in Hg | - 0 - 2000 in Hg (32° F) |
| in Hg (32° F) | 025 - in Hg | - 0 - 3000 in Hg (32° F) |
| in Hg (32° F) | 026 - in Hg | - 0 - 4000 in Hg (32° F) |
| in Hg (32° F) | 027 - in Hg | - 0 - 6000 in Hg (32° F) |
| in Hg (32° F) | 028 - in Hg | - 0 - 8000 in Hg (32° F) |
| in Hg (32° F) | 029 - in Hg | - 0 - 10000 in Hg (32° F) |
| in Hg (32° F) | 030 - in Hg | - 0 - 12000 in Hg (32° F) |
| in Hg (32° F) | 031 - in Hg | - 0 - 15000 in Hg (32° F) |
| in Hg (32° F) | 032 - in Hg | - 0 - 20000 in Hg (32° F) |

| | | |
|--------------------------------|-----------|--------------------------------------|
| Bar | | |
| Bar | 001 - Bar | - 1 x 0 Bar |
| Bar | 002 - Bar | - 1 x 1 Bar |
| Bar | 003 - Bar | - 1 x 2 Bar |
| Bar | 004 - Bar | - 1 x 4 Bar |
| Bar | 005 - Bar | - 1 x 7 Bar |
| Bar | 006 - Bar | - 1 x 10 Bar |
| Bar | 007 - Bar | - 1 x 14 Bar |
| Bar | 008 - Bar | - 1 x 20 Bar |
| Bar | 009 - Bar | - 1 x 40 Bar |
| Bar | 010 - Bar | - 0 - 0.15 Bar |
| Bar | 011 - Bar | - 0 - 0.35 Bar |
| Bar | 012 - Bar | - 0 - 0.7 Bar |
| Bar | 013 - Bar | - 0 - 1 Bar |
| Bar | 014 - Bar | - 0 - 2 Bar |
| Bar | 015 - Bar | - 0 - 4 Bar |
| Bar | 016 - Bar | - 0 - 7 Bar |
| Bar | 017 - Bar | - 0 - 10 Bar |
| Bar | 018 - Bar | - 0 - 14 Bar |
| Bar | 019 - Bar | - 0 - 20 Bar |
| Bar | 020 - Bar | - 0 - 28 Bar |
| Bar | 021 - Bar | - 0 - 35 Bar |
| Bar | 022 - Bar | - 0 - 40 Bar |
| Bar | 023 - Bar | - 0 - 50 Bar |
| Bar | 024 - Bar | - 0 - 70 Bar |
| Bar | 025 - Bar | - 0 - 100 Bar |
| Bar | 026 - Bar | - 0 - 140 Bar |
| Bar | 027 - Bar | - 0 - 200 Bar |
| Bar | 028 - Bar | - 0 - 275 Bar |
| Bar | 029 - Bar | - 0 - 350 Bar |
| Bar | 030 - Bar | - 0 - 400 Bar |
| Bar | 031 - Bar | - 0 - 500 Bar |
| Bar | 032 - Bar | - 0 - 700 Bar |
| ata (kg/cm²) | | |
| ata (kg/cm ²) | 001 - ata | - 1 x 0 ata (kg/cm ²) |
| ata (kg/cm ²) | 002 - ata | - 1 x 1.0 ata (kg/cm ²) |
| ata (kg/cm ²) | 003 - ata | - 1 x 2.1 ata (kg/cm ²) |
| ata (kg/cm ²) | 004 - ata | - 1 x 4 ata (kg/cm ²) |
| ata (kg/cm ²) | 005 - ata | - 1 x 7 ata (kg/cm ²) |
| ata (kg/cm ²) | 006 - ata | - 1 x 10 ata (kg/cm ²) |
| ata (kg/cm ²) | 007 - ata | - 1 x 14 ata (kg/cm ²) |
| ata (kg/cm ²) | 008 - ata | - 1 x 21 ata (kg/cm ²) |
| ata (kg/cm ²) | 009 - ata | - 1 x 40 ata (kg/cm ²) |
| ata (kg/cm ²) | 010 - ata | - 0 - 0.14 ata (kg/cm ²) |
| ata (kg/cm ²) | 011 - ata | - 0 - 0.35 ata (kg/cm ²) |
| ata (kg/cm ²) | 012 - ata | - 0 - 0.7 ata (kg/cm ²) |
| ata (kg/cm ²) | 013 - ata | - 0 - 1 ata (kg/cm ²) |
| ata (kg/cm ²) | 014 - ata | - 0 - 2.1 ata (kg/cm ²) |
| ata (kg/cm ²) | 015 - ata | - 0 - 4 ata (kg/cm ²) |
| ata (kg/cm ²) | 016 - ata | - 0 - 7 ata (kg/cm ²) |
| ata (kg/cm ²) | 017 - ata | - 0 - 10 ata (kg/cm ²) |
| ata (kg/cm ²) | 018 - ata | - 0 - 14 ata (kg/cm ²) |
| ata (kg/cm ²) | 019 - ata | - 0 - 21 ata (kg/cm ²) |
| ata (kg/cm ²) | 020 - ata | - 0 - 30 ata (kg/cm ²) |
| ata (kg/cm ²) | 021 - ata | - 0 - 35 ata (kg/cm ²) |
| ata (kg/cm ²) | 022 - ata | - 0 - 40 ata (kg/cm ²) |
| ata (kg/cm ²) | 023 - ata | - 0 - 50 ata (kg/cm ²) |
| ata (kg/cm ²) | 024 - ata | - 0 - 70 ata (kg/cm ²) |
| ata (kg/cm ²) | 025 - ata | - 0 - 100 ata (kg/cm ²) |
| ata (kg/cm ²) | 026 - ata | - 0 - 140 ata (kg/cm ²) |
| ata (kg/cm ²) | 027 - ata | - 0 - 210 ata (kg/cm ²) |
| ata (kg/cm ²) | 028 - ata | - 0 - 300 ata (kg/cm ²) |
| ata (kg/cm ²) | 029 - ata | - 0 - 350 ata (kg/cm ²) |
| ata (kg/cm ²) | 030 - ata | - 0 - 400 ata (kg/cm ²) |
| ata (kg/cm ²) | 031 - ata | - 0 - 500 ata (kg/cm ²) |
| ata (kg/cm ²) | 032 - ata | - 0 - 700 ata (kg/cm ²) |